

Scaled data based on original data using
LM-79-2019 Approved Method: Electrical and Photometric Measurements of Solid-
State Lighting Products

Test Report Prepared for
Cooper Lighting Solutions

Brand: STREETWORKS

Report Number: P385538

Luminaire Tested: GAW-SA1A-760-U-5MQ

Issue Date: 3/3/2020

Test Information

Test Method: LM-79-2019
Report Number: P385538
TEST IS SCALED FROM IESNA LM-79-08 TEST DATA (G2-1903-205-6)
Test Lab: INNOVATION CENTER
Issue Date: 3/3/2020
Manufacturer: COOPER LIGHTING SOLUTIONS
Product Line: STREETWORKS
Catalog Number: GAW-SA1A-760-U-5MQ
Description: GALLEON WALL LUMINAIRE
(1) 70 CRI, 5700K, 615mA LIGHTSQUARE WITH 16 LEDS AND TYPE V MEDIUM OPTICS
Light Source: -
Ballast/Driver: ELECTRONIC DRIVER

Summary

Lumens per Lamp: N/A
Luminaire Lumens: 5228 lumens
Efficiency: N/A
Efficacy: 153.8 lumens/watt
Luminous Opening: Rectangular (W 0.5' x L: 0.5' x H: 0')
IES Classification: Type V - Short
BUG Rating: B3 - U0 - G1

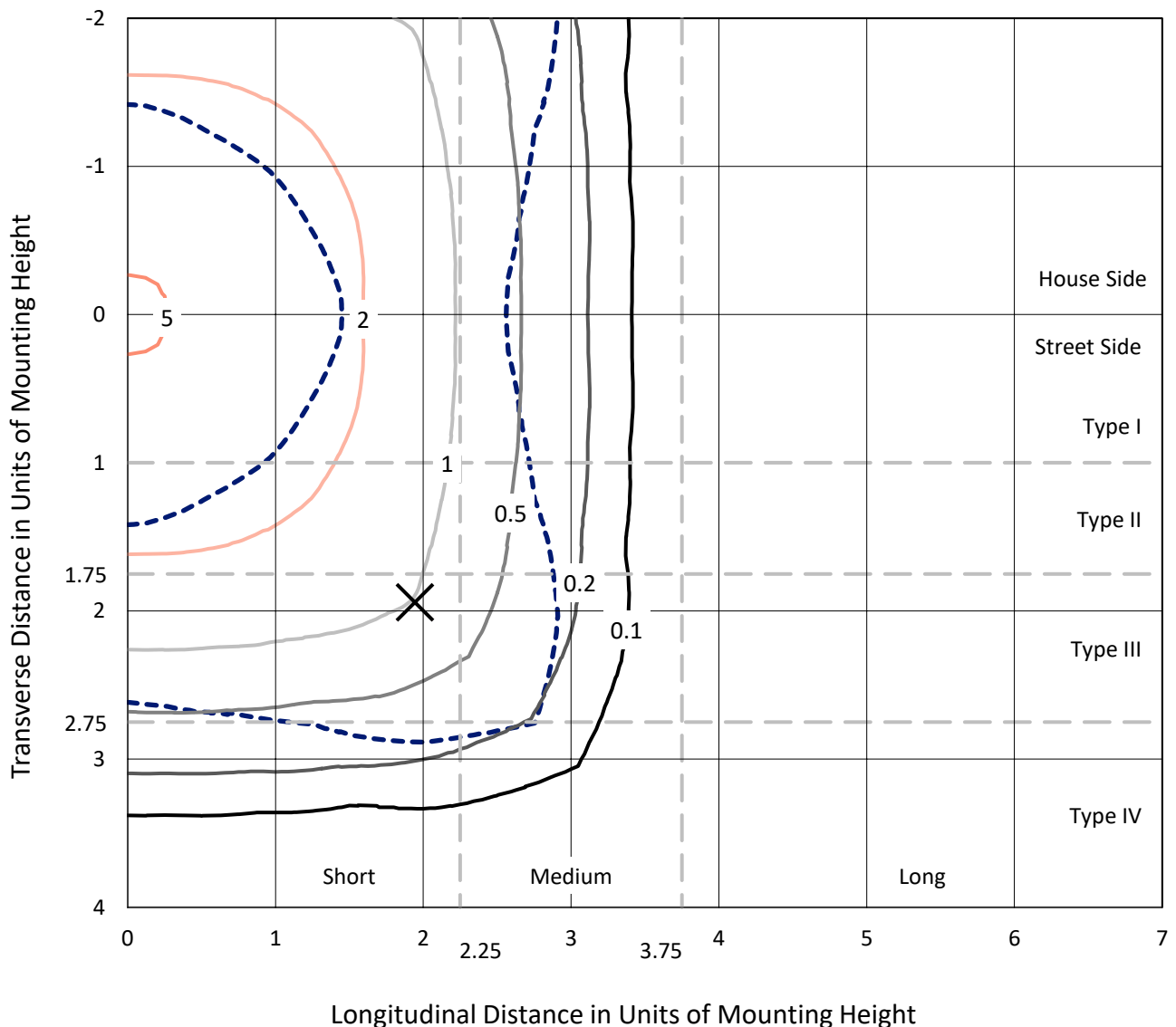
Input Watts (W): 34
Input Voltage (V): NR
Input Current (Ain): NR
Voltage Rise (V): NR
Power Factor: NR
Total Harmonic Distortion (THDi): NR
Frequency (hertz): 60
Stabilization Time: NR
Operation Time: NR
Ambient Temperature (°C): NR
Test Distance: 28.75 FT



REPORT NUMBER: P385538
 CATALOG NUMBER: GAW-SA1A-760-U-5MQ

Iso-Footcandle Lines of Horizontal Illumination

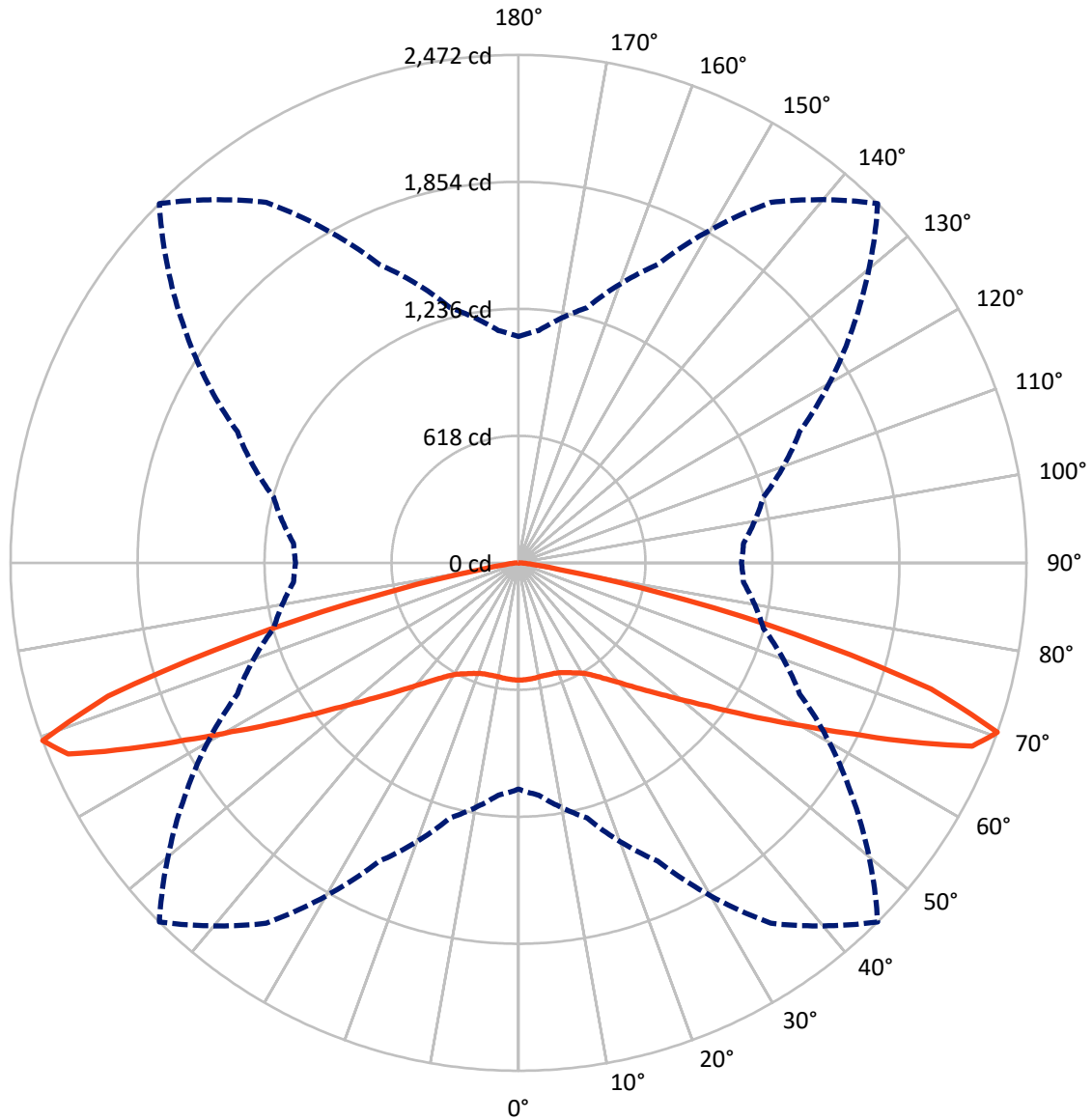
✕ Max cd
 - - - 1/2 Max cd



Based on 10 foot mounting height. Maximum calculated value = 5.7 fc
 Type V - Short - N/A

REPORT NUMBER: P385538
CATALOG NUMBER: GAW-SA1A-760-U-5MQ

Luminous Intensity Polar Plot



— Vertical Plane Through 45-Deg Lateral - - - Horizontal Cone Through 70-Deg Vertical

REPORT NUMBER: P385538
 CATALOG NUMBER: GAW-SA1A-760-U-5MQ

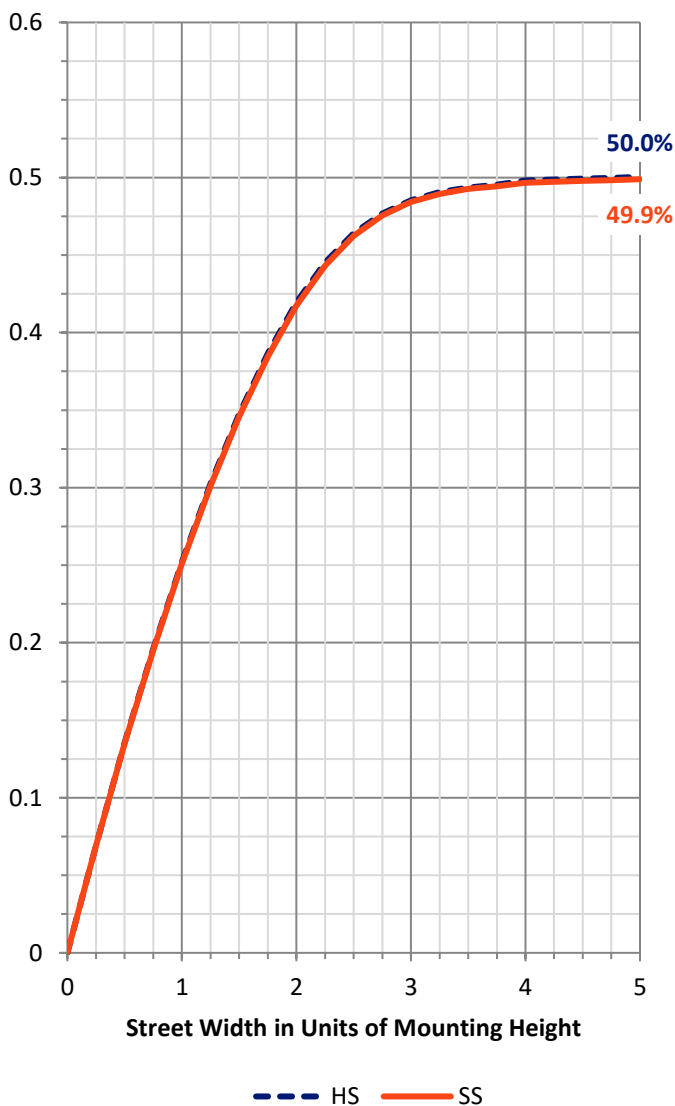
FLUX DISTRIBUTION:

		Downward	Upward	Total
House Side	Lumens	2614.0	0.0	2614.0
	% Fixture	50.0	0.0	50.0
Street Side	Lumens	2614.0	0.0	2614.0
	% Fixture	50.0	0.0	50.0
Total	Lumens	5228.0	0.0	5228.0
	% Fixture	100.0	0.0	100.0

ZONAL LUMENS:

Zone	Lumens	% Fixture
0°-10°	54.1	1.0
10°-20°	158.8	3.0
20°-30°	270.3	5.2
30°-40°	428.6	8.2
40°-50°	697.5	13.3
50°-60°	1150.1	22.0
60°-70°	1688.3	32.3
70°-80°	746.6	14.3
80°-90°	33.8	0.6
90°-100°	0.0	0.0
100°-110°	0.0	0.0
110°-120°	0.0	0.0
120°-130°	0.0	0.0
130°-140°	0.0	0.0
140°-150°	0.0	0.0
150°-160°	0.0	0.0
160°-170°	0.0	0.0
170°-180°	0.0	0.0
0°-90°	5228.0	100.0
0°-180°	5228.0	100.0

Coefficient of Utilization



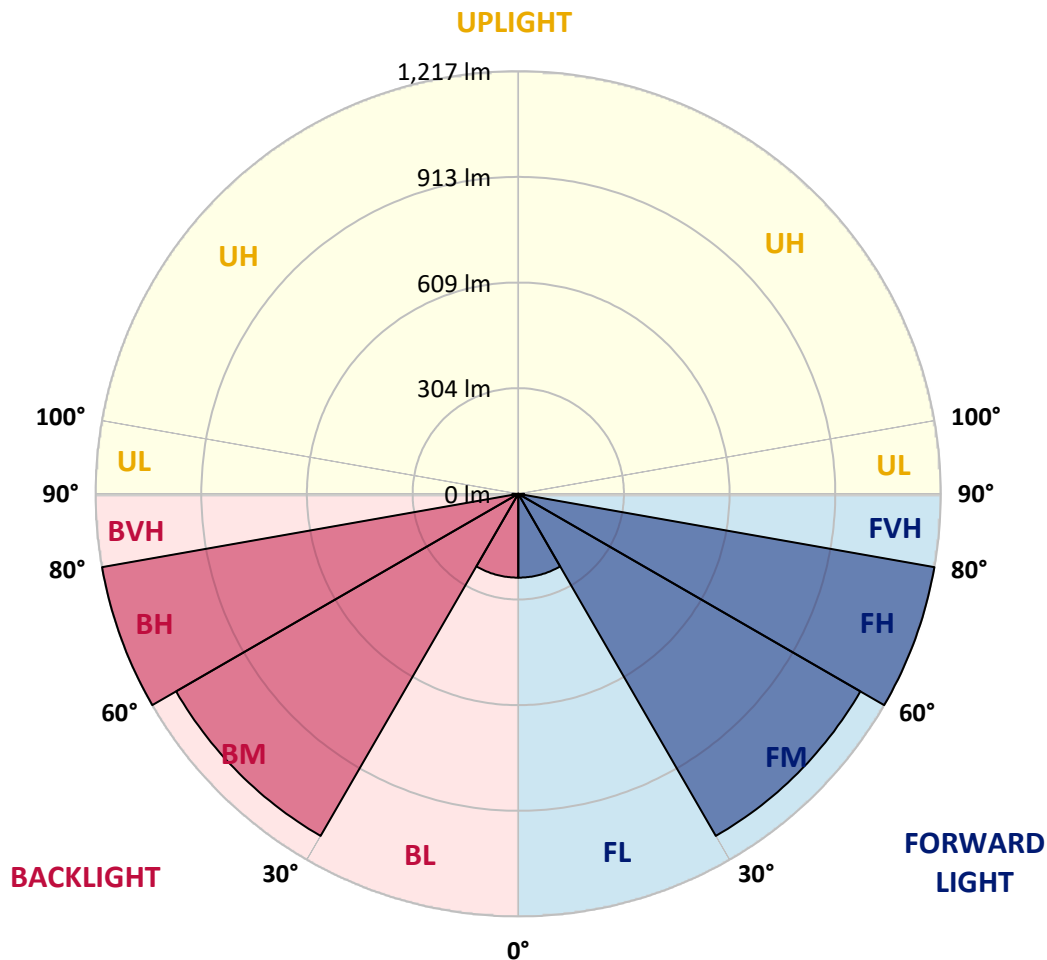
REPORT NUMBER: P385538
 CATALOG NUMBER: GAW-SA1A-760-U-5MQ

LUMINAIRE CLASSIFICATION SYSTEM LUMEN TABLE AND BUG RATING:

Zone	Lumens	% Fixture	Zone Rating/Lumen Limit		
			B	U	G
FL (0°-30°)	241.5	4.6			
FM (30°-60°)	1138.1	21.8			
FH (60°-80°)	1217.5	23.3			G1/1800
FVH (80°-90°)	16.9	0.3			G1/100
BL (0°-30°)	241.5	4.6	B1/500		
BM (30°-60°)	1138.1	21.8	B2/2500		
BH (60°-80°)	1217.5	23.3	B3/2500		G1/1800
BVH (80°-90°)	16.9	0.3			G1/100
UL (90°-100°)	0.0	0.0		U0/0	
UH (100°-180°)	0.0	0.0		U0/0	

BUG Rating: B3-U0-G1

Type V Short





REPORT NUMBER: P385538
 CATALOG NUMBER: GAW-SA1A-760-U-5MQ

CANDELA DISTRIBUTION (FULL):

	0°	5°	15°	25°	35°	45°	55°	65°	75°	85°	90°
0°	571.0	571.0	571.0	571.0	571.0	571.0	571.0	571.0	571.0	571.0	571.0
2.5°	570.1	569.6	570.8	570.6	569.6	569.8	569.8	570.3	570.3	569.9	569.9
5°	568.0	567.7	569.1	569.1	568.0	568.4	568.7	569.2	569.1	568.7	568.6
7.5°	565.4	565.3	566.7	566.7	566.0	566.3	566.0	566.1	565.8	565.4	564.9
10°	561.1	561.5	562.7	563.0	563.0	563.2	562.8	562.0	561.5	560.9	560.4
12.5°	557.1	557.0	558.7	559.6	560.9	562.5	561.5	559.0	558.0	557.0	556.6
15°	554.5	554.7	556.4	558.0	560.4	563.7	562.5	558.7	556.6	555.4	555.1
17.5°	554.0	554.4	556.6	559.4	562.0	565.6	564.9	561.1	557.7	555.4	554.9
20°	555.2	555.4	558.9	562.8	567.3	570.8	569.2	565.1	560.4	557.0	556.1
22.5°	557.5	558.2	562.5	568.7	575.7	580.3	578.4	571.3	564.1	559.7	558.5
25°	564.6	564.8	570.6	579.1	587.4	592.8	590.5	580.5	571.2	566.3	564.8
27.5°	579.3	579.8	585.7	595.5	602.6	606.1	604.7	596.6	588.6	583.4	584.0
30°	600.6	601.3	607.8	618.7	623.1	623.9	623.6	619.8	612.5	605.6	606.1
32.5°	626.5	626.9	635.7	645.6	649.0	649.7	649.0	645.6	636.9	627.6	628.1
35°	659.9	661.0	669.4	678.9	681.7	683.1	681.9	677.4	668.4	659.2	658.9
37.5°	701.1	701.3	710.1	720.0	723.4	723.8	722.4	719.4	708.2	699.9	699.4
40°	748.8	749.5	759.9	770.5	771.9	770.3	772.2	770.5	758.9	749.4	750.9
42.5°	807.0	808.5	821.0	831.4	827.4	826.5	827.7	828.3	818.9	807.3	806.3
45°	874.6	876.0	891.6	899.9	897.3	891.6	894.0	898.2	885.2	870.8	872.2
47.5°	951.8	955.3	971.9	979.7	973.3	965.5	970.1	976.4	961.1	943.3	942.5
50°	1037.6	1042.0	1064.1	1075.0	1068.6	1054.2	1062.0	1066.2	1044.2	1021.2	1019.3
52.5°	1129.2	1133.5	1161.3	1183.8	1179.7	1157.4	1168.3	1163.9	1138.7	1107.7	1105.3
55°	1232.8	1234.5	1264.6	1301.0	1305.1	1288.7	1288.0	1280.9	1243.5	1207.7	1206.0
57.5°	1339.4	1340.6	1379.5	1422.4	1442.0	1442.0	1422.6	1407.5	1357.9	1316.4	1312.0
60°	1454.4	1458.8	1501.8	1560.2	1605.8	1619.3	1585.1	1544.1	1490.1	1439.4	1434.4
62.5°	1556.9	1561.9	1627.8	1714.7	1788.0	1837.2	1753.4	1686.6	1588.4	1507.0	1497.5
65°	1569.8	1583.3	1679.4	1836.6	2000.8	2099.0	1938.4	1773.8	1594.8	1481.8	1472.1
67.5°	1433.7	1456.5	1586.3	1831.1	2170.4	2381.0	2056.6	1724.0	1479.9	1355.0	1344.2
70°	1101.6	1134.9	1284.5	1601.7	2141.2	2471.8	1982.5	1509.3	1233.8	1099.4	1084.3
72.5°	604.4	618.0	752.7	1096.8	1716.6	2100.5	1653.6	1116.0	818.2	665.8	640.5
75°	191.7	196.6	265.1	448.8	971.0	1391.3	1050.4	547.8	301.6	222.3	219.7
77.5°	85.1	85.6	95.9	131.0	334.5	704.9	401.8	149.1	102.8	89.8	92.7
80°	53.8	53.8	59.3	64.9	91.0	204.7	108.7	70.9	60.6	56.2	57.4
82.5°	25.8	28.5	38.6	41.5	50.0	68.9	55.7	46.4	40.5	30.1	28.0
85°	17.0	14.2	24.4	27.5	29.1	33.0	32.4	30.6	26.5	15.1	16.8
87.5°	7.6	7.3	12.6	11.6	10.9	8.3	12.5	15.4	14.9	7.4	7.4
90°	0.0	0.0	0.0	0.0	0.0	0.0	0.0	0.0	0.0	0.0	0.0

(END OF REPORT)